

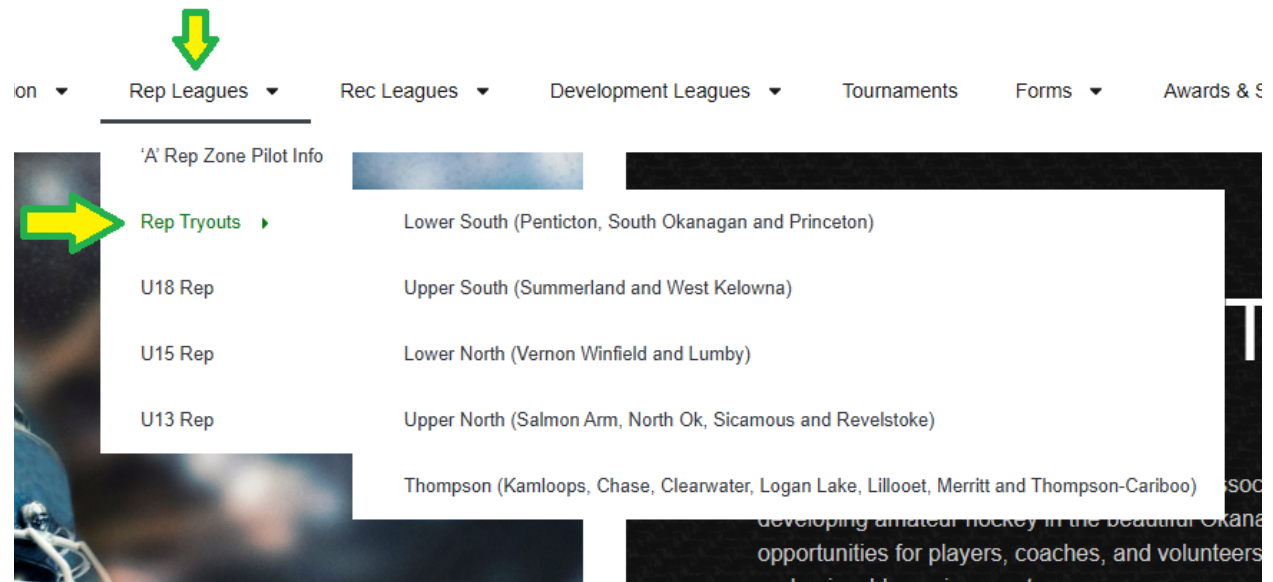


OMAHA Pilot Project



A Rep (Tier 2 – 4) Registration Instructions

Select the appropriate registration link. These links can be found on the OMAHA site here: <https://omahahockey.ca/#> Registration will open at 8 am.



Select the Rep Leagues drop down, Rep Registration and select your region.

UPPER SOUTH

Upper South is a new A level zone (regional) rep program encompassing players from West Kelowna, and Summerland minor hockey associations

THE REGISTRATION FORM WILL BE ACTIVE ON JUNE 1.

[REGISTER HERE](#)



OMAHA Pilot Project



Click the green Register Here button.

You will be taken to this page.

Fill in all the required fields. Please note the 'Currently trying out for U13 Tier 1 or a AA team' check box. If your child is still in that process, please check the box. Click Save and Continue on the bottom right of the page (not shown).



Participant Info

Please enter participant information below.

Step 1: Enter Participant Info

Participant 1 Info

close

* First Name

Jimmy

* Telephone

123-456-7890

* Last Name

Hitsalot

* Gender

Male

* Birthdate

January

1

2010

* Email

Additional Participant Info

* Player Position

Defense

Currently trying out for U13 Tier 1 or a AA team



* Upper South Home Association

West Kelowna

Import Past Participant

Add Another Participant



OMAHA Pilot Project



You will then come to page 2, Participant Fees. As this example registration shows, there is only one option for Jimmy to select, U18. That is due to his birthdate being 2010. Hit Save and Continue.

The screenshot shows the 'Upper South A Rep Registration' page. At the top, there is a red banner with the OMAHA logo and the text 'Upper South A Rep Registration'. Below the banner, a message states: 'Oops, it looks like a fee has been changed or removed. Please review and continue.' A progress bar shows three steps: 'Info' (completed), 'Participant Fees' (current step), and 'Checkout' (pending). The 'Participant Fees' section is titled 'Participant Fees' and includes the instruction 'Please select the fee(s) that apply to each participant.' Below this, the section is titled 'Jimmy Hitsalot's Participant Fees'. A list of fees is shown, with 'Upper South A * (Required)' selected, indicated by a green checkmark. Below the list, a progress bar shows three steps: 'Info' (completed), 'Participant Fees' (current step), and 'Checkout' (pending). A red button labeled 'Save & Continue' is located at the bottom right of the page.

Upper South A Rep Registration

Oops, it looks like a fee has been changed or removed. Please review and continue.

Info Participant Fees Checkout

Participant Fees
Please select the fee(s) that apply to each participant.

Jimmy Hitsalot's Participant Fees

Upper South A * (Required)

✓ U18 A | \$225.00

Info Participant Fees Checkout

Save & Continue

Select the tryout fees. Please note, this tryout fee is being used for demonstration purposes only. The actual tryout fee has not yet been set. Click Save and Continue.





OMAHA Pilot Project





At this point you are at the checkout screen. You have the option now to Add Another Participant. If you have multiple children trying out for rep, you can add them now or finish this registration and start over later.

Upper South A Rep Tryout


Info


Participant Fees


Checkout





Checkout

Please review your registration fees and select a payment method.

Upper South A Rep Tryout Fees

Participant Fees

 Jimmy Hitsalot	U18 A	\$225.00
--	-------	----------

 Add Another Participant

Total Fees

Participant Fees	\$225.00
Form Fees	\$0.00
Total	\$225.00

Step 1 : Choose a Payment Method

Pay Online

Pay Offline

Choose your payment method. You can pay now by credit card (there is a credit card fee to do this) or you can select pay offline. Offline payments will be made by etransfer to swakelin@omahahockey.ca, When sending an etransfer, please state the name of the player and the regional team they are



OMAHA Pilot Project




registered with. In this case, the memo should read 'tryout fees Jimmy Hitsalot Upper South. ***Please note – if you checked the box for still being in tryouts for a higher level, please select pay offline and pay once officially released from the other tryouts***

Credit card payment screen

Step 1 : Choose a Payment Method

Pay Online

Pay Offline


Pay With Card
All Major Cards

✓


Step 2: Confirm Payment and Finish Checkout

Past Credit Cards

New Credit Card

Name On Card

Credit or Debit Card

 Card number

MM / YY CVC

Order Summary

Registration Fees	\$225.00
Online Fee	\$7.27
Checkout Total	\$232.27

Confirm Payment




OMAHA Pilot Project



Offline payment screen

Upper South A Rep Registration

**Thanks for Registering!**
Please print and return your voucher with payment to make sure you don't get lost in the shuffle. [Print Voucher](#)

Make Payment to:

Okanagan Mainline Amateur Hockey Association (Omaha)

Send to:

swakelin@omahahockey.ca

Please print this receipt and return the bottom portion with payment.

Registration ID: #16263122

Participant Fees

Jimmy Hitsalot	U18 A	\$225.00
----------------	-------	----------

Total Fees

Total Amount Due	\$225.00
------------------	----------

[Print Voucher](#)

What's Next?
Once assigned to a team your coach should send you an email.
Visit your TeamSnap dashboard to check your status, re-print your voucher, or pay online.

[Go to Dashboard](#)

Upon registering, you will receive a confirmation email that looks something like this.



OMAHA Pilot Project



Hi Steve,

Congratulations! You've successfully completed the registration for OMAHA (Upper South A Rep Registration).

This registration is for:

- Jimmy Hitsalot

The team will automatically appear on your TeamSnap dashboard once your organization has assigned the participant to a team.

Once assigned to a team your coach should send you an email.

Please contact OMAHA directly for help with the following:

- Information regarding practice times and locations, uniform sizes, or other special requests
- Changes to a completed registration
- Errors in your registration such as your registration is in your name instead of your child's, or you have registered multiple times
- Inquiries about when team assignments will occur
- Requesting a refund

TeamSnap Registration FAQs

How can I update my registration payment method?

You can update payment methods on your TeamSnap Dashboard. [Learn More.](#)

How can I get a copy of my registration receipt?

Registrants have the ability to print receipts from the My Registrations section of the TeamSnap Dashboard. [Learn More.](#)

My registration payment failed, what do I do next?

You have a [couple of options](#) to resolve the failed payments, including:

- Clear your browser cache or try an incognito browser
- Check your card number and expiration date to ensure they were entered correctly
- Contact your financial institution to ensure there are no holds or limits on your card
- Try a different payment method
- Contact [TeamSnap Support](#)

Have a great season!

[Log In to Team Snap](#)

Registration Form ID: 475180

Please ignore the 'Contact OMAHA with help with the following section. That is a stock response we cannot get rid of and does not apply here. Once registration is complete, the registrants will automatically be placed on a tryout team. In this case, Jimmy would be put on the 'Upper South U18 A' tryout team.



OMAHA Pilot Project



Players will be mailed thru TeamSnap when tryout schedules and groups are posted. Once a player is on a tryout team, you can edit and add multiple email addresses. All messages thru TeamSnap will go to each email address on the players profile.

If you have selected 'Pay Offline' payment must be made before stepping on the ice for tryouts. Players will not be added to groups until payment is made.